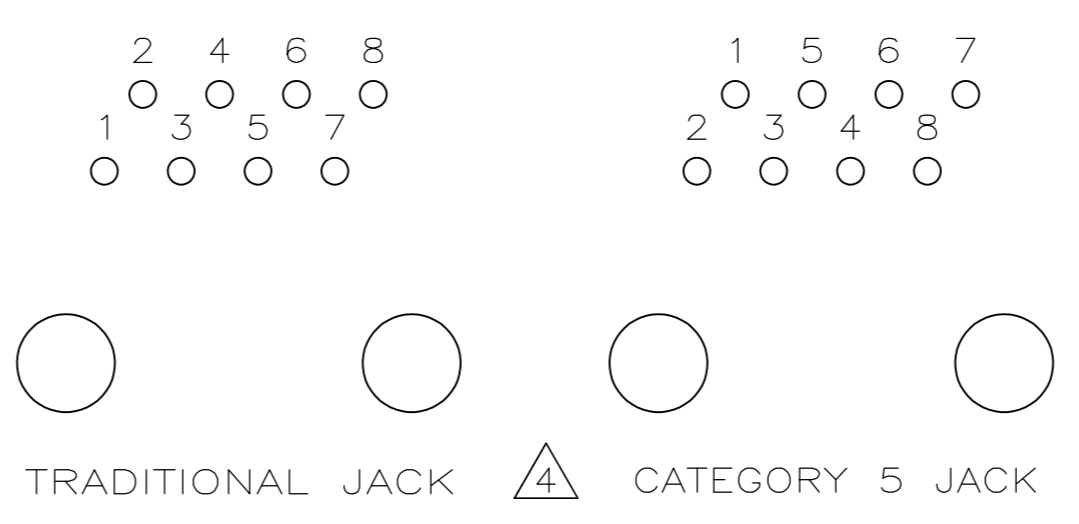
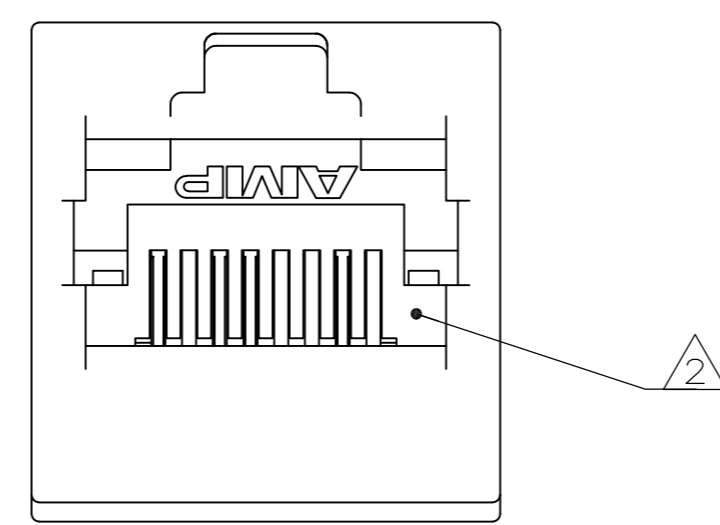
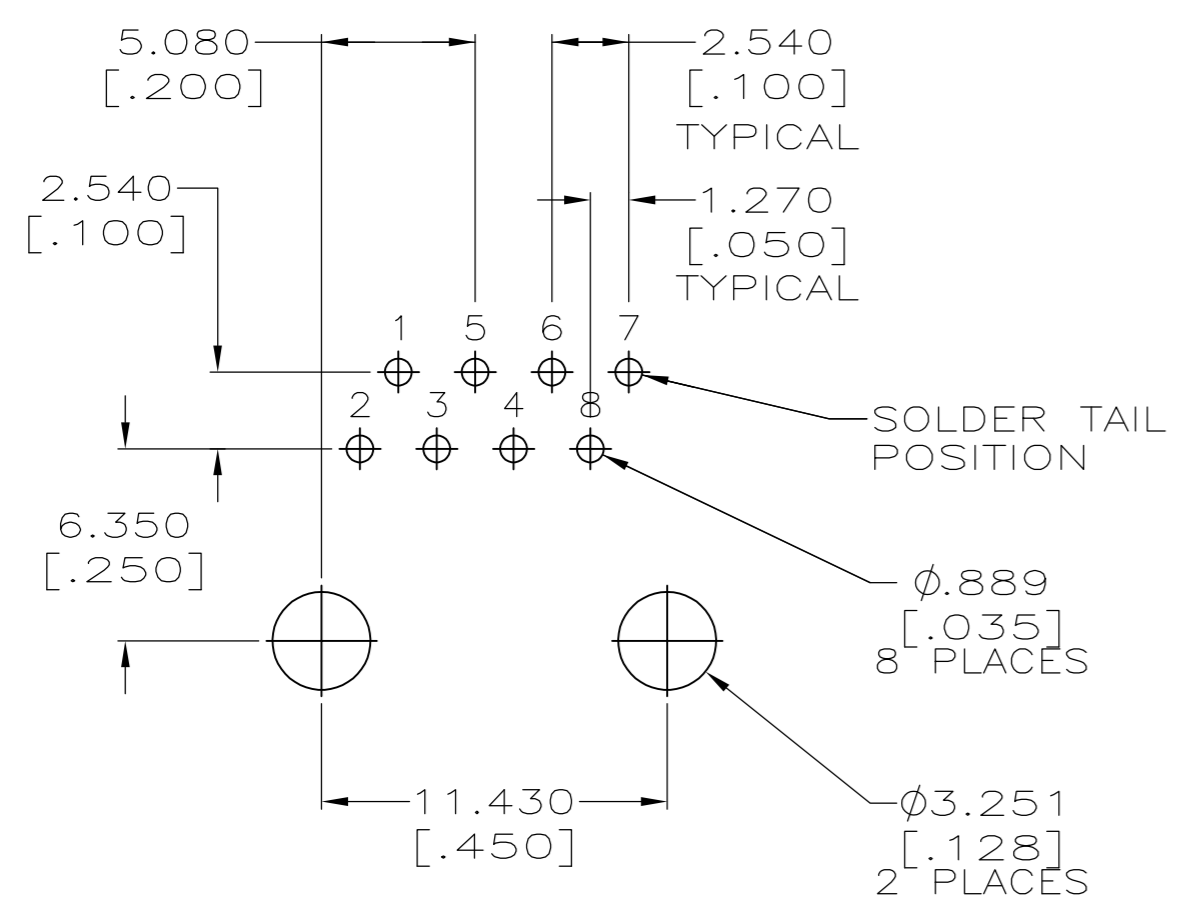
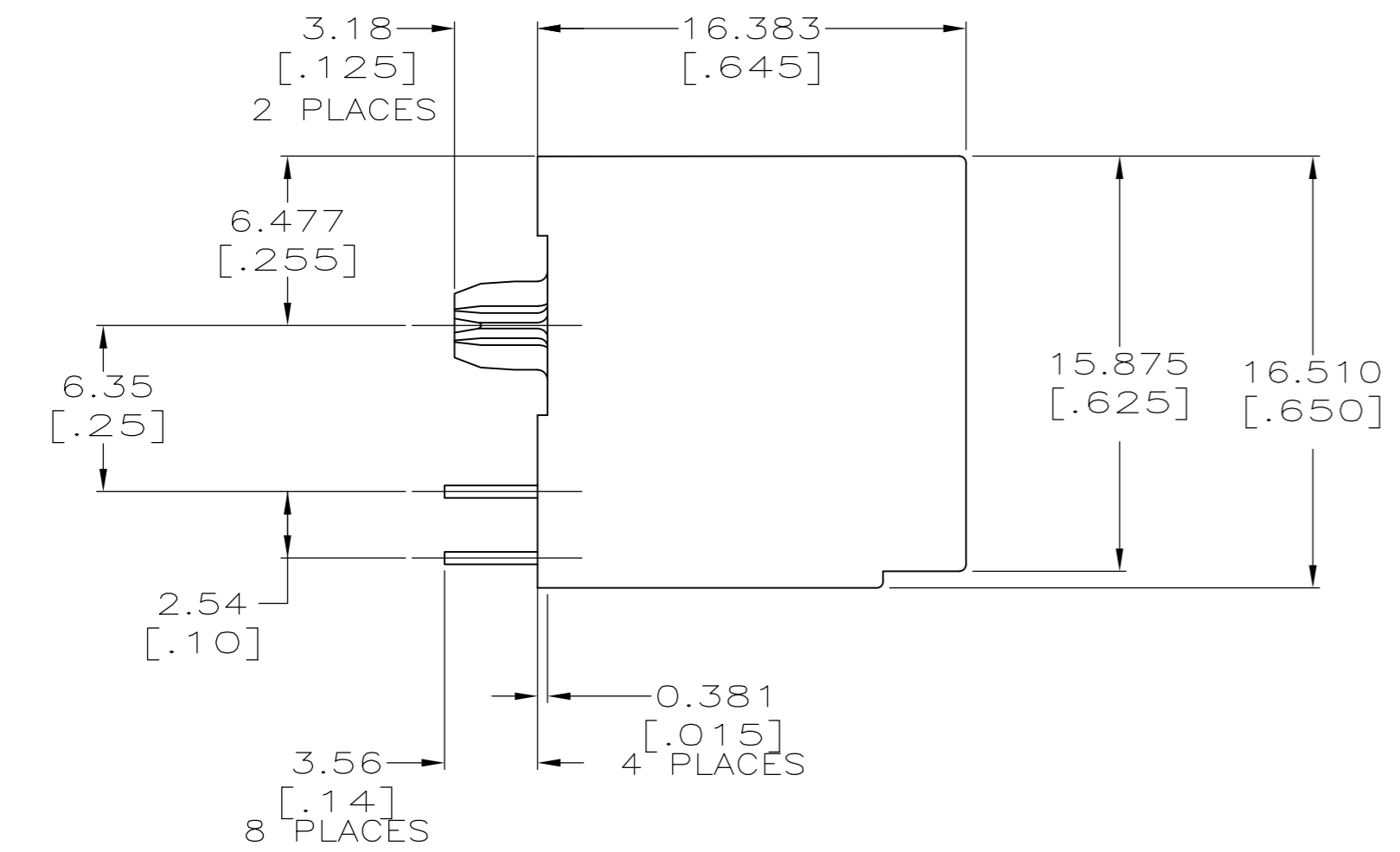
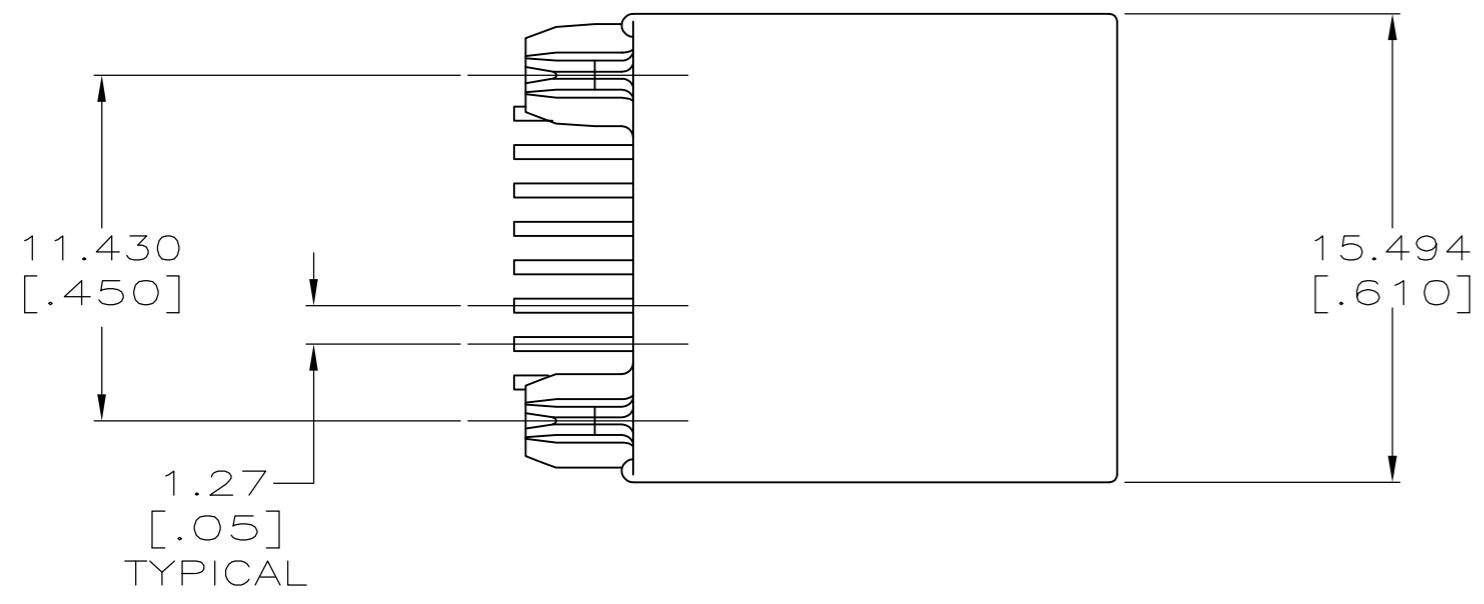


THIS DRAWING IS UNPUBLISHED. RELEASED FOR PUBLICATION
 © COPYRIGHT - By - ALL RIGHTS RESERVED.

LOC		DIST		REVISIONS			
P	LTR	DESCRIPTION		DATE	DWN	APVD	
AA	22	A1	REVISED PER ECO-11-005033	29MAR11	RK	HMR	



- 1 MATERIAL: HOUSING - POLYESTER MOLDING COMPOUND, BLACK, UL 94V-0.
TERMINALS - 0.33[.013] THICK PHOS BRONZE PLATED WITH 1.27µm[.000050] MINIMUM THICK HARD GOLD IN LOCALIZED AREA AND 3.81µm[.000150] MINIMUM THICK MATTE TIN IN SOLDER AREA OVER 1.27µm[.000050] MINIMUM THICK NICKEL UNDERPLATE.
TERMINAL INSERT PLASTIC: POLYESTER MOLDING COMPOUND, GRAY, UL 94V-0.
- 2 JACK CAVITY CONFORMS TO FCC RULES AND REGULATIONS, PART 68 SUBPART F.
- 3 ALL DIMENSIONS SHOWN ARE NOMINAL UNLESS OTHERWISE SPECIFIED.
- 4 CAUTION: CATEGORY 5 JACK SOLDER TAIL POSITIONS DO NOT FOLLOW SAME NUMBER SEQUENCE AS THAT OF TRADITIONAL JACKS.

5558397-1
PART NO.

THIS DRAWING IS A CONTROLLED DOCUMENT.		DWN R.GRZYBOWSKI 09NOV05	STE TE Connectivity	
DIMENSIONS: mm		CHK J.WESTMAN 09NOV05		
TOLERANCES UNLESS OTHERWISE SPECIFIED:		APVD S.FLICKINGER 09NOV05	NAME	
0 PLC ± -	1 PLC ± -	PRODUCT SPEC 108-1163	MODULAR JACK ASSEMBLY, 8 POSITION, TOP ENTRY, CATEGORY 5	
2 PLC ± 0.25[.01]	3 PLC ± 0.127[.005]	APPLICATION SPEC 114-2048	SIZE A2	CAGE CODE 00779
4 PLC ± -	ANGLES ± -	WEIGHT	DRAWING NO C=5558397	RESTRICTED TO -
MATERIAL 1	FINISH 1	CUSTOMER DRAWING	SCALE 4:1	SHEET 1 of 1
			REV A1	