



Features

- Shielded construction
- Inductance range: 10 to 33 μH
- Heating current up to 0.7 A
- AEC-Q200 qualified
- RoHS compliant* and halogen free**

Applications

- Automotive systems:
 - Driver assistant
 - Information
 - Entertainment
 - Lighting
- DC/DC converters
- Power supplies

SRU3028A Series - Shielded Power Inductors

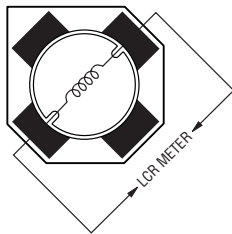
Electrical Specifications @ 25 °C

Bourns Part Number	Inductance @ 100 KHz / 0.1 V		Q (Ref.)	Test Freq. (MHz)	SRF (MHz) Typ.	DCR (Ω) Max.	I rms (A)	I sat (A)
	L (μH)	Tol. (%)						
SRU3028A-100Y	10	± 30	20	2.52	35	0.20	0.72	0.86
SRU3028A-150Y	15	± 30	18	2.52	25	0.29	0.66	0.72
SRU3028A-220Y	22	± 30	18	2.52	15	0.335	0.60	0.62
SRU3028A-330Y	33	± 30	20	2.52	10	0.56	0.47	0.48

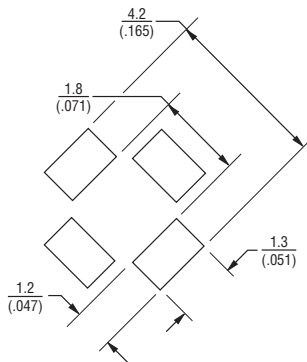
How to Order

Model _____ **SRU3028A - 100Y**
 Value Code (see table) _____

Inductor Connection



Recommended Layout



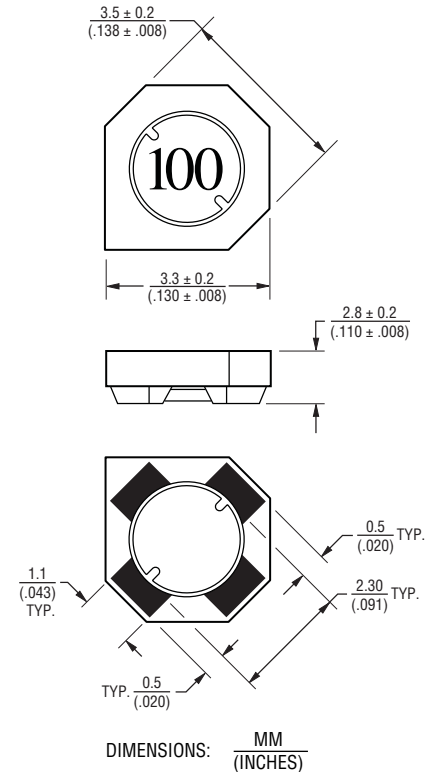
General Specifications

Operating Temperature -40 °C to +125 °C
 (Temperature rise included)
 Storage Temperature -40 °C to +125 °C
 Resistance to Soldering Heat +250 °C for 10 sec.
 Temperature Rise 40 °C typ. at rated I rms
 Inductance Drop 35 % typ. at I sat

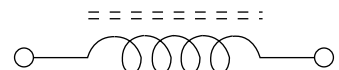
Materials

Core Ferrite
 Wire Enameled copper
 Terminal Finish Ag/Ni/Sn
 Packaging 600 pcs. per reel

Product Dimensions



Electrical Schematic



BOURNS®

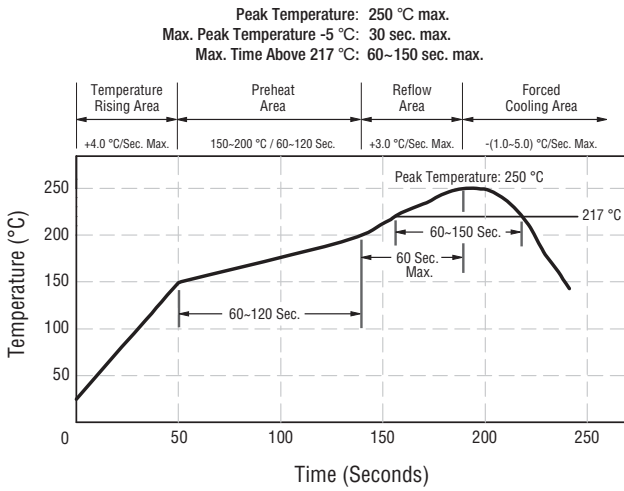
Asia-Pacific: Tel: +886-2 2562-4117 • Fax: +886-2 2562-4116
 Europe: Tel: +41-41 768 5555 • Fax: +41-41 768 5510
 The Americas: Tel: +1-951 781-5500 • Fax: +1-951 781-5700
www.bourns.com

* RoHS Directive 2002/95/EC Jan. 27, 2003 including annex and RoHS Recast 2011/65/EU June 8, 2011.
 ** Bourns follows the prevailing definition of "halogen free" in the industry. Bourns considers a product to be "halogen free" if (a) the Bromine (Br) content is 900 ppm or less; (b) the Chlorine (Cl) content is 900 ppm or less; and (c) the total Bromine (Br) and Chlorine (Cl) content is 1500 ppm or less.
 Specifications are subject to change without notice.
 The device characteristics and parameters in this data sheet can and do vary in different applications and actual device performance may vary over time.
 Users should verify actual device performance in their specific applications.

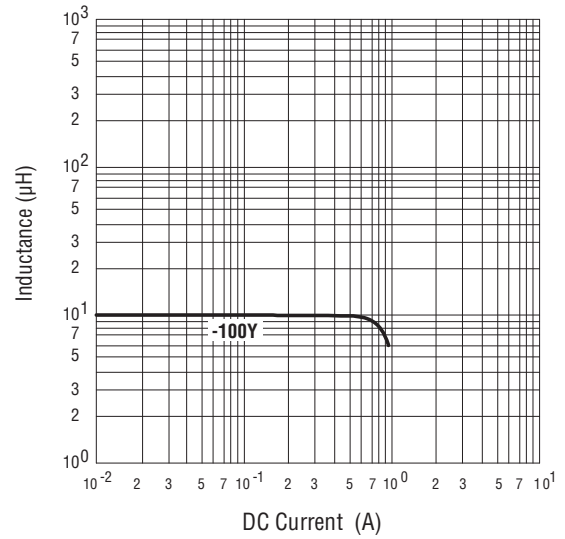
SRU3028A Series - Shielded Power Inductors



Soldering Profile



Inductance vs. DC Current Plot



Packaging Specifications

