


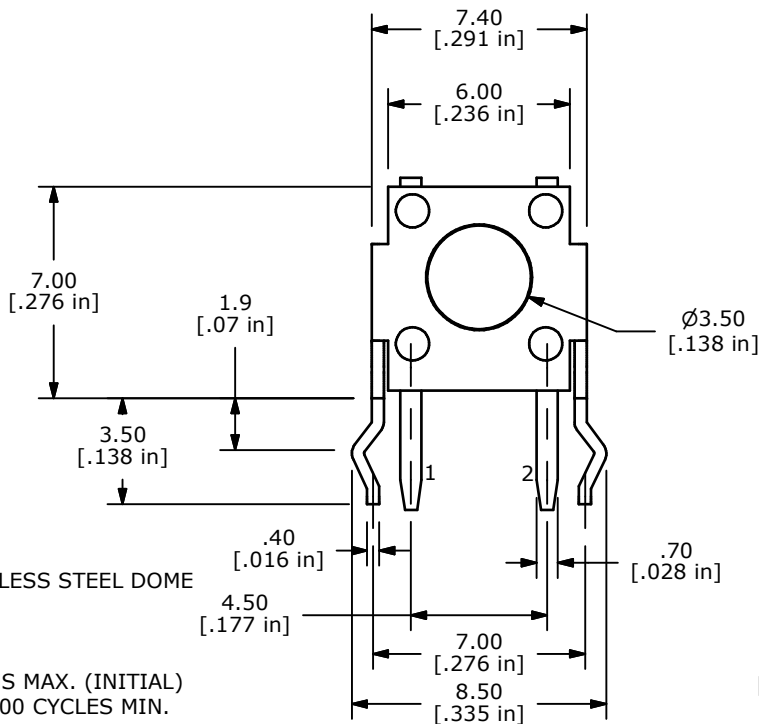
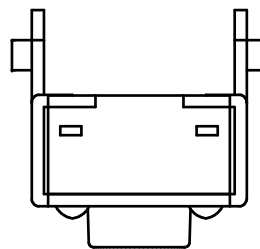
PC MOUNTING



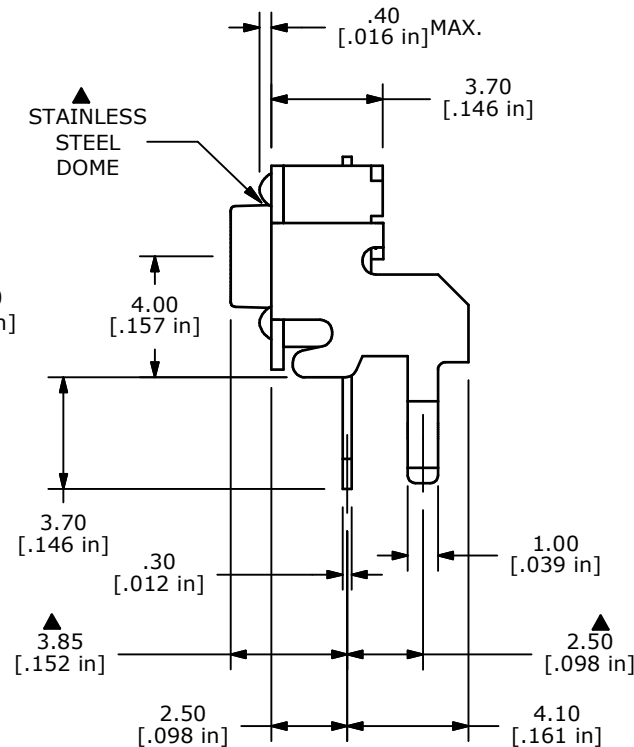
CIRCUIT: SPST

NOTES:

1. ALL DIMENSIONS IN MM
2. GENERAL TOLERANCE: X.X=±0.4  
X.XX=±0.25
3. TERM. NOS. FOR REFERENCE ONLY.
- ▲ 4. CONTACT MATERIAL: SILVER W/ STAINLESS STEEL DOME
- ▲ 5. RATING: 12VDC, 50mA
- ▲ 6. OPERATING FORCE: 160 ± 50 gms
7. TRAVEL: 0.25 +0.2/-0.1 mm
8. CONTACT RESISTANCE: 100 MILLI OHMS MAX. (INITIAL)
- Ⓟ 9. MECHANICAL/ELECTRICAL LIFE 1,000,000 CYCLES MIN.
10. ▲ DENOTES CRITICAL PARAMETER
11. 2002/95/EC (ROHS) COMPLIANT
- ▲ 12. PACKAGING: 1,000 PIECES PER POLY BAG



ISOMETRIC



B	18853	REVISE LIFE EXPECTANCY (WAS 100,000)	2/5/10	BLR
A	18700	RELEASED FOR PRODUCTION	11/6/09	BLR
REV	PCR NO	DESCRIPTION	DATE	BY

TITLE TL1105VF160QSSDOME				
SCALE	DATE	DR	DWG	REV
4:1	11/6/2009	BLR	P010250	B

THE INFORMATION CONTAINED IN THIS DOCUMENT IS PROPRIETARY TO E-SWITCH AND IS NOT TO BE COPIED OR TRANSFERRED