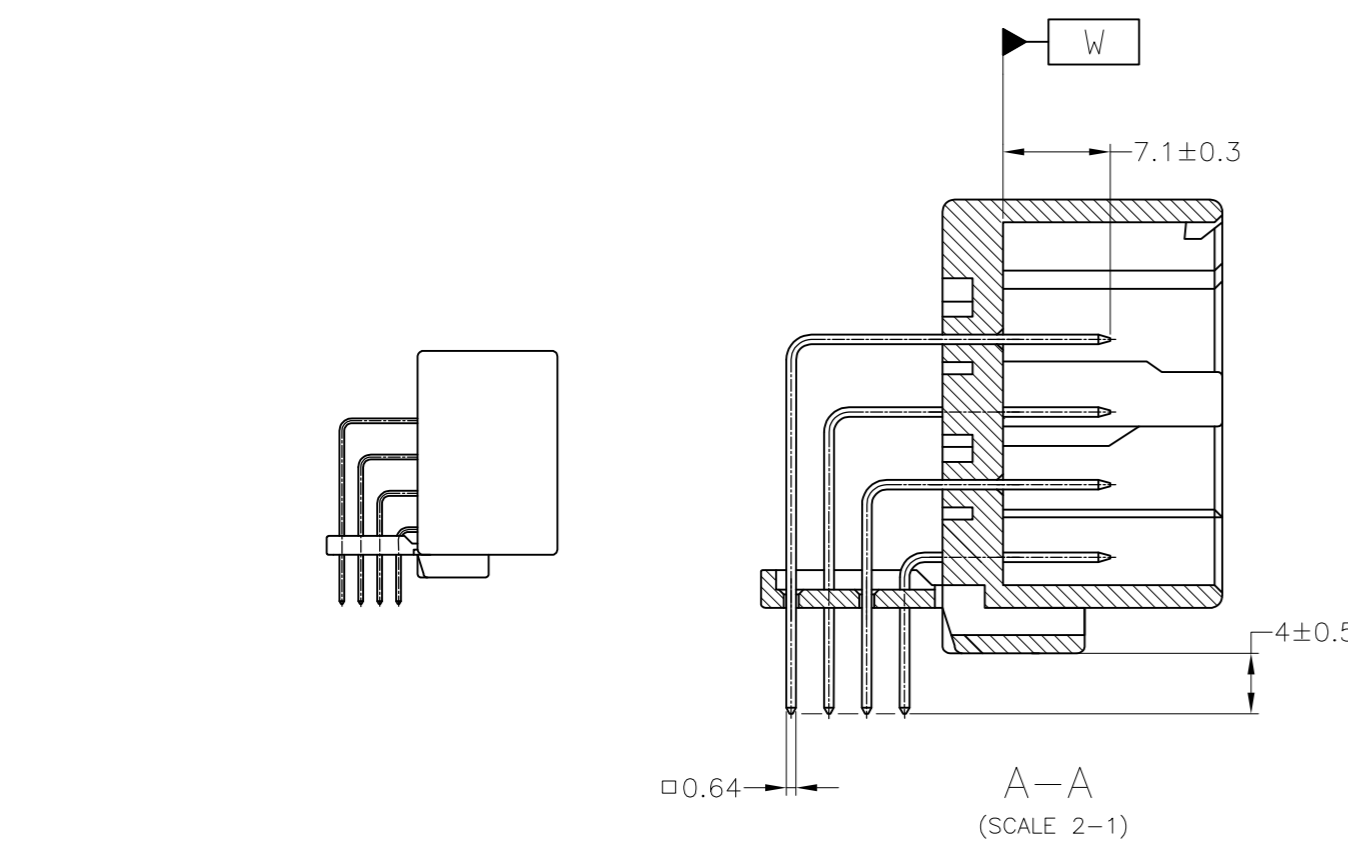
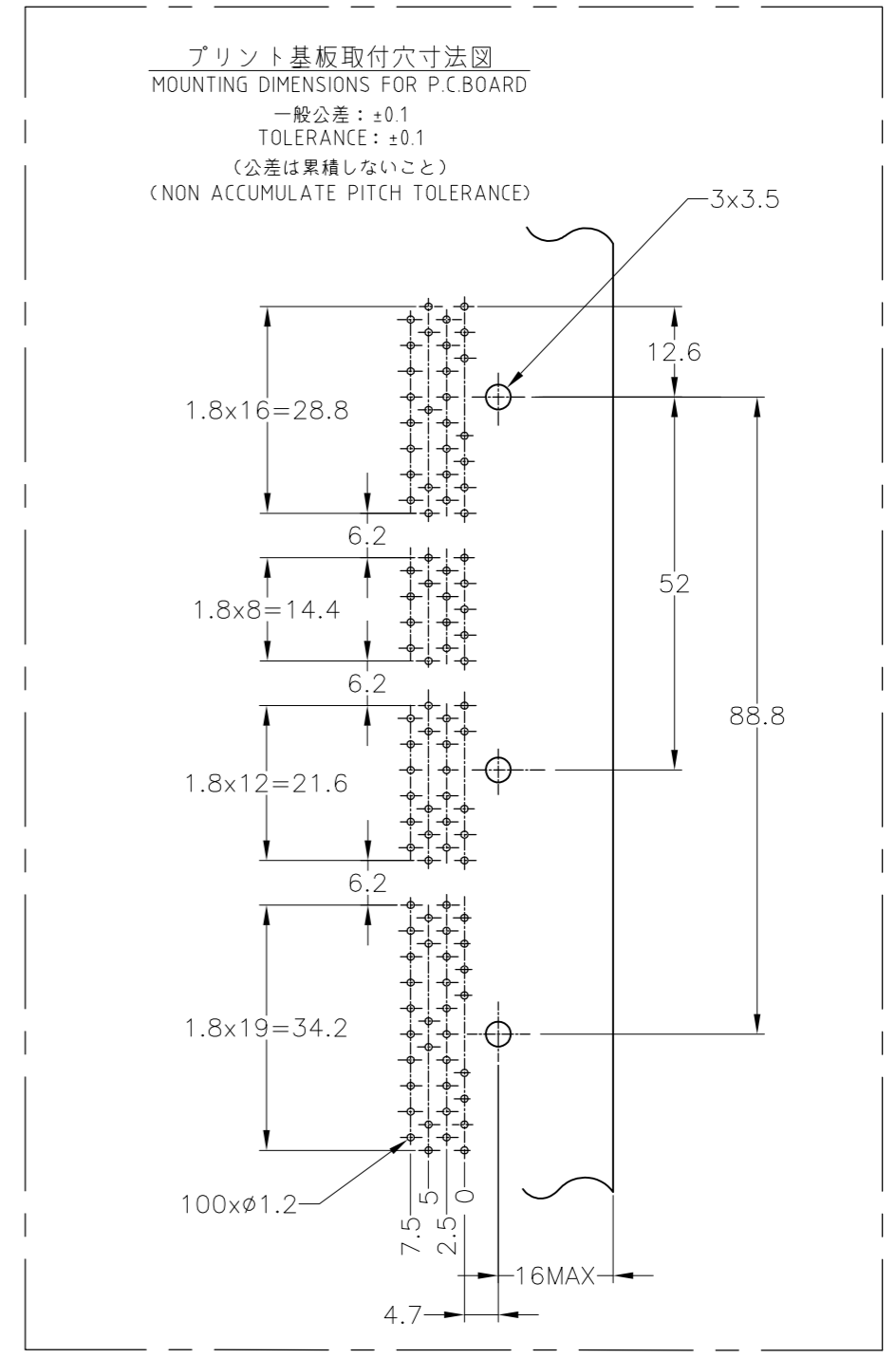
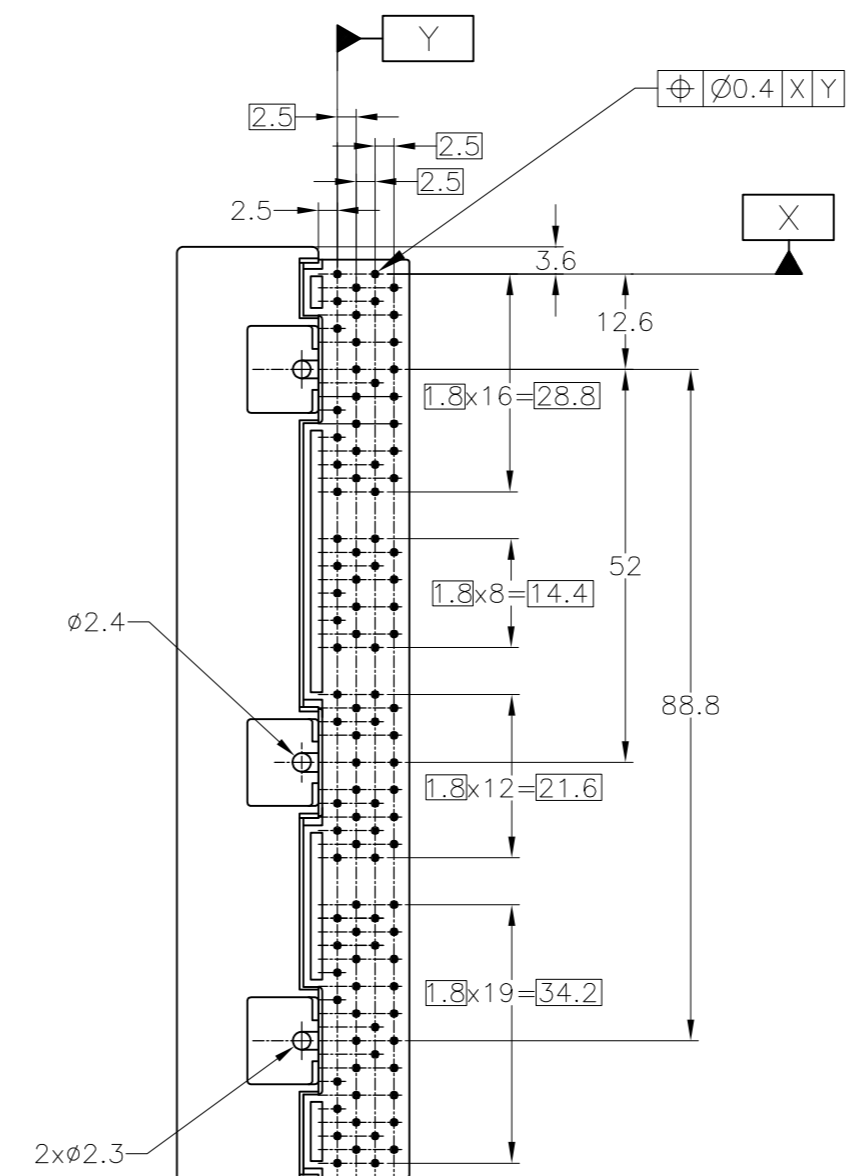
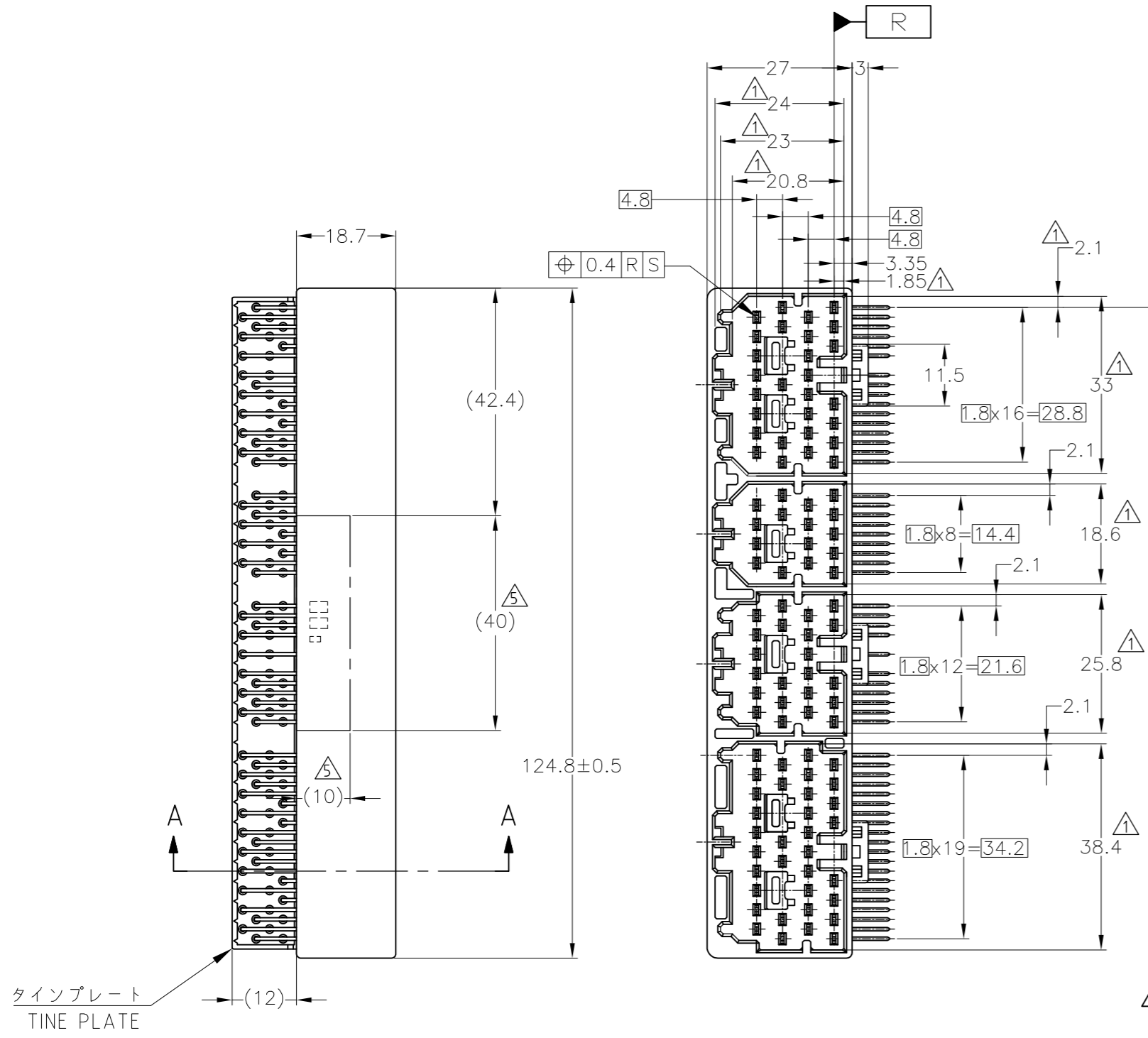
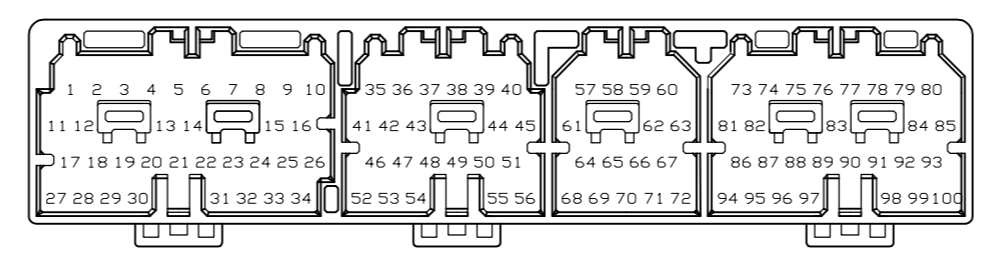


REVISIONS					
P	LTR	DESCRIPTION	DATE	DWN	APVD
F3	REVISED	ECR-16-011696	18OCT2016	KF	HY



- △ [W] 面から2mmの範囲で測定
- 2. 嵌合相手ハウジング型番: 178198,178199,178200,178201
- 3. 推奨取付ねじ: JIS B1115 又は B1122 タッピンねじ, なべ2種
呼び径3, 長さ6mm以下 (締付けトルク: 0.4N-m(4Kg-cm)以下)
- △ 回路番号: 下図参照のこと
- △ 適用製品型番のプリフィックス, サフィックス及びIDマークをカラーホットマークにて表示
- △ MUST BE KEPT BETWEEN [W] AND 2
- 2 THE MATING PLUG HSG. PART NUMBER; 178198, 178199, 178200, 178201
- 3 RECOMMENDED MOUNTING SCREW; 3mm DIA, 6mm LENGTH (MAX.)
PAN HEAD, CLASS 2 TAPPING SCREW SPECIFIED IN JIS B1115, B1122
(TIGHTENING TORQUE; 0.4N-m(4Kg-cm) MAX.)
- △ CIRCUIT NUMBER
- △ INDICATED PREFIX, SUFFIX AND ID MARK OF PRODUCT P/N BY HOT MARK



MARKING	SELECTION	CONTACT FINISH	CONTACT SIDE	CONTACT SIDE	CONTACT SIDE
NONE	SELECTIVE-TIN (MATTE)	SELECTIVE GOLD x 100	1~100	GRAY	1-5178203-6
81	SELECTIVE-TIN (MATTE)	SELECTIVE GOLD x 68	6~12, 15~26, 29~57, 61, 64, 68~74, 78, 79, 82, 86~89, 94~97	NATURAL	3-5178203-1
76	SELECTIVE-TIN (MATTE)	SELECTIVE GOLD x 68	6~12, 15~26, 29~57, 61, 64, 68~74, 78, 79, 82, 86~89, 94~97	GRAY	2-5178203-6
71	SELECTIVE-TIN (MATTE)	SELECTIVE GOLD x 18	11, 12, 35, 37~39, 43~45, 47~49, 53, 55, 56, 68, 69, 83	GRAY	2-5178203-1
70	SELECTIVE-TIN (MATTE)	SELECTIVE GOLD x 22	11, 12, 15, 35~40, 42~45, 47, 52, 53, 55, 56, 65, 67, 83, 93	GRAY	2-5178203-0
32	TIN-LEAD	SELECTIVE GOLD x 68	6~12, 15~26, 29~57, 61, 64, 68~74, 78, 79, 82, 86~89, 94~97	BLACK	3-178203-2
31	TIN-LEAD	SELECTIVE GOLD x 68	6~12, 15~26, 29~57, 61, 64, 68~74, 78, 79, 82, 86~89, 94~97	NATURAL	3-178203-1
21	TIN-LEAD	SELECTIVE GOLD x 18	11, 12, 35, 37~39, 43~45, 47~49, 53, 55, 56, 68, 69, 83	GRAY	2-178203-1
20	TIN-LEAD	SELECTIVE GOLD x 22	11, 12, 15, 35~40, 42~45, 47, 52, 53, 55, 56, 65, 67, 83, 93	GRAY	2-178203-0
26	TIN-LEAD	SELECTIVE GOLD x 68	6~12, 15~26, 29~57, 61, 64, 68~74, 78, 79, 82, 86~89, 94~97	GRAY	2-178203-6
NONE	TIN-LEAD	SELECTIVE GOLD x 100	1~100	GRAY	1-178203-6
△ MARKING	SOLDERING SIDE	CONTACT SIDE	CONTACT SIDE	CONTACT SIDE	CONTACT SIDE
マ	半田付け部	接触部	接触部	接触部	接触部
	CONTACT FINISH		GOLD PLATED CIRCUIT NO.		
	コンタクト仕上		金めっき回路番号		
			COLOR		
			PART NUMBER		
			製品型番		

THIS DRAWING IS A CONTROLLED DOCUMENT.

DWN: K.FURUYAMA 20MAY2015
 CHK: Y.MITO 20MAY2015
 APVD: R.KOMIYAMA 20MAY2015

TE Connectivity

100POSITION CAP HOUSING
 040II SERIES PAIR MATE CONNECTOR

SIZE: A2 CAGE CODE: 00779 DRAWING NO: C=178203 RESTRICTED TO: -

WEIGHT: 51.4 g SCALE: 1:1 SHEET: 1 OF 1 REV: F3

GENERAL TOLERANCE:
 10% 以下: ±0.2
 30% 以下: ±0.25
 30% 以上: ±0.3
 角 度: ±3°

DIMENSIONS: 単位: 寸 mm
 TOLERANCES UNLESS OTHERWISE SPECIFIED: 一般公差

0 PLC ±
 1 PLC ±
 2 PLC ±
 3 PLC ±
 4 PLC ±
 ANGLES ±

MATERIAL: HOUSING: PBT CONTACT: BRASS
 FINISH: 仕上

SEE TABLE