



3.5 GHz HIGH-PERFORMANCE 90° BEAMWIDTH DUAL 45° SLANT SECTOR

The Laird Technologies J33016S00-90N 3.5 GHz wideband, dual slant sector antenna, covers frequencies from 3.3 to 3.8 GHz. Extremely low-side lobes, null fill below the horizon, and uniform energy distribution with the coverage area are achieved thanks to our highly skilled engineering staff and the utilization of our proprietary Artificial Intelligence RF Optimizing development tool. Laird Technologies' suite of high-performance sector antennas features proprietary design elements resulting in extremely high levels of system performance and ruggedness while maintaining very slim profiles with low wind and ice loading.

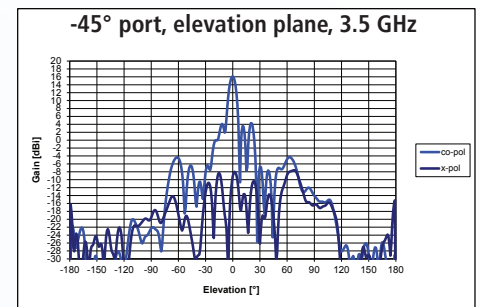
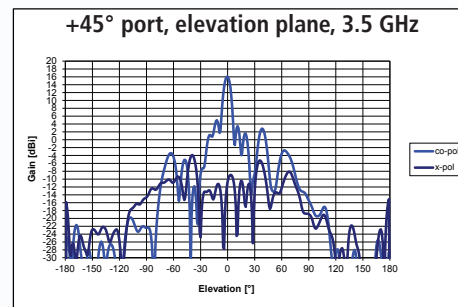
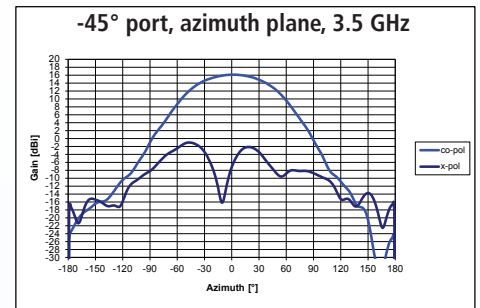
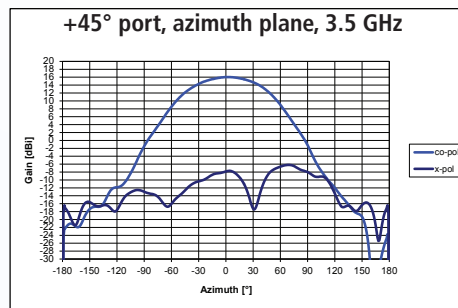
FEATURES

- Low side lobe performance
- Null fill below the horizon
- Excellent f/b ratio
- High level antenna-to-antenna co-located isolation
- Optimized for maximum ratio combining
- Rugged tilt mount hardware included

MARKETS

- High multi-path environment
- Large carrier class deployment
- WiMAX service provider
- Ideal base station antenna for high density wireless network coverage in mobile and fixed applications

ANTENNA PATTERNS



global solutions: local support™

Americas: +1.847.839.6907
IAS-AmericasEastSales@lairdtech.com

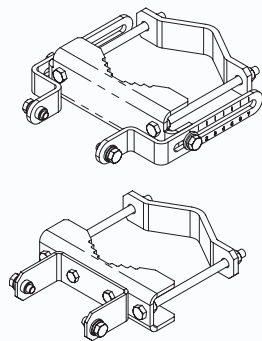
Europe: +1.32.80.7866.12
IAS-EUSales@lairdtech.com

Asia: +1.65.6.243.8022
IAS-AsiaSales@lairdtech.com

www.lairdtech.com

SPECIFICATIONS

| PARAMETER | SPECIFICATIONS |
|----------------------------|---------------------------------------|
| Antenna part number | J33016S00-90N |
| Frequency range | 3.3-3.8 GHz |
| Minimum gain | 15.5 dBi, 16 dBi Typ |
| Maximum VSWR | 1.8:1, 1.5:1 Typ |
| 3 dB beamwidth- Azimuth | 90° |
| 3 dB beamwidth- Elevation | 7° |
| Elevation null fill | Down to -25° |
| Azimuth sidelobes | ETSI EN 302.326-3 SS 2 |
| Polarization | +45° and -45° |
| Port-to-port isolation | > 25 dB |
| Front-to-back ratio | > 30 dB |
| Maximum input power | 30 W average, 360 W peak |
| Input impedance | 50 ohm |
| Typical cross polarization | <-15 dB |
| Mechanical size | 715 mm x 147 mm x 78 mm |
| Antenna weight | 3.0 kg, 5.4 kg with mounting kit |
| Wind survival rating | Operational 100 mph/ Survival 136 mph |
| Antenna connection | Type N female |
| Radome | ASA Grey |
| Mount style | Mast mount |
| Mounting hardware | Tilt mount kit 1.5 in to 4.5 in dia. |
| Temperature | -40°C to +70°C |
| Lightning protection | DC-grounded |



Mounting Kit:
JBXRK-01-TM5

ANT-DS-J33016S00-90N 0511

Any information furnished by Laird Technologies, Inc. and its agents is believed to be accurate and reliable. All specifications are subject to change without notice. Responsibility for the use and application of Laird Technologies materials rests with the end user. Laird Technologies makes no warranties as to the fitness, merchantability, suitability or non-infringement of any Laird Technologies materials or products for any specific or general uses. Laird Technologies shall not be liable for incidental or consequential damages of any kind. All Laird Technologies products are sold pursuant to the Laird Technologies' Terms and Conditions of sale in effect from time to time, a copy of which will be furnished upon request. © Copyright 2011 Laird Technologies, Inc. All Rights Reserved. Laird, Laird Technologies, the Laird Technologies Logo, and other marks are trade marks or registered trade marks of Laird Technologies, Inc. or an affiliate company thereof. Other product or service names may be the property of third parties. Nothing herein provides a license under any Laird Technologies or any third party intellectual property rights.